
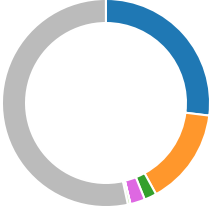
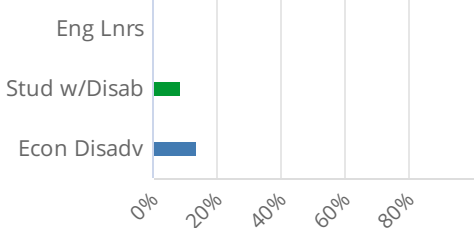


<p><i>School Level:</i> Middle School</p> <p><i>Grade Levels:</i> OK-08</p> <p><i>District:</i> State Public Charter School Authority</p> <p><i>School Address:</i> 8151 N Shaumber Rd Las Vegas, NV 89166</p>	 <p>91.1 Total Index Score</p>	<p>School Type: <i>Charter SPCSA</i></p> <p>School Designation: <i>No Designation</i></p> <p>95% Assessment Participation: <i>Met</i></p>
--	--	---

 <p>Student Race/Ethnicity</p> <ul style="list-style-type: none"> 15% White 1.9% BI/Afr Am 26.8% Hisp/Latino 2.3% Asian 0% Am Ind/AK Nat 0.4% Pac Isl 53.1% Two or More 	<p>School Performance History</p> <table border="1"> <thead> <tr> <th>School Year</th> <th>Index Score</th> <th>Star Rating</th> </tr> </thead> <tbody> <tr> <td>2017-2018</td> <td>N/A</td> <td>N/A</td> </tr> <tr> <td>2016-2017</td> <td>N/A</td> <td>N/A</td> </tr> </tbody> </table>	School Year	Index Score	Star Rating	2017-2018	N/A	N/A	2016-2017	N/A	N/A	<p>Alternative Student Groups</p>  <p>Eng Lnrs</p> <p>Stud w/Disab</p> <p>Econ Disadv</p>
School Year	Index Score	Star Rating									
2017-2018	N/A	N/A									
2016-2017	N/A	N/A									

What does my school rating mean?

Five-Star school: Recognizes a **superior** school that exceeds expectations for all students and subgroups on every indicator category with little or no exception. A five star school demonstrates superior academic performance and growth with no opportunity gaps. The school does not fail to meet expectations for any group on any indicator. These schools are recognized for distinguished performance.

How are school star ratings determined?

Schools receive points based on student performance across various Indicators and Measures. These points are totaled and divided by the points possible to produce an index score from 1-100. This index score is associated with a one- to five-star school rating.

How are star ratings determined based on total index score?

- Below 29 ★
- At or above 29 but less than 50 ★★
- At or above 50 and less than 70 ★★★
- At or above 70 and less than 80 ★★★★
- At or above 80 ★★★★★

2018-2019 School Performance

25/25 Academic Achievement Indicator

Measure	School Rate	District Rate
Pooled Proficiency	59	50.2
Math Proficiency	47.5	42.6
ELA Proficiency	71	59.6
Science Proficiency	56	44.7

N/A English Language Proficiency Indicator

Measure	School Rate	District Rate
Met EL AGP Target	-	38.3

15/15 Student Engagement Indicator

Measure	School Rate	District Rate
Chronic Absenteeism	1.9	7.9
Academic Learning Plans	100	99.5
8th Grade Credit Requirements	100	92.7
Climate Survey Participation	95.5	N/A

23/30 Student Growth Indicator

Measure	School Median	District Median
Math MGP	51.5	58
ELA MGP	55	56
	School Rate	District Rate
Met Math AGP Target	46.1	44.3
Met ELA AGP Target	67.9	61.3

19/20 Closing Opportunity Gaps Indicator

Measure	School Rate	District Rate
Prior Non-Proficient Met	23.1	21.8
Math AGP Target		
Prior Non-Proficient Met	35.3	32.7
ELA AGP Target		

Climate Survey Participation is not a point-earning measure.